

## Entrust Mobile Application with TVS

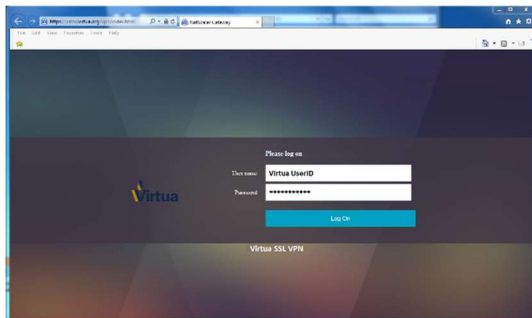
Go to <https://citrix.virtua.org> or log into an Application that uses ADFS and Entrust.

Log into the Citrix Web URL or the Virtua ADFS Application.

**(\*\*\*Here are the Virtua Applications that use ADFS and Entrust Dual Authentication):**

- **Workday**
- **Everbridge**
- **DoeLegal or Ascent**
- **AMTDirect**
- **Icontracts**
- **Ride-Share**

After logging into the Citrix Web URL or Virtua ADFS Application the screen will look similar to the screen shots below:



### Virtua Federation Services

Welcome WJHS\Username

For security reasons, we require additional information to verify your account

Entrust IdentityGuard Challenge Authentication

A Soft Token challenge has been sent to your Mobile Soft Token application. When you receive the challenge you will be asked to confirm, concern or cancel the challenge. Once you have done so, the application will automatically proceed to the next page.

Please ensure that the challenge reference number on your mobile device matches the reference number listed here: \*\*\*\*\* (An 8 Digit Number will show here)

These are the possible authentication types for this user:

[Token](#)  
[One-Time Password](#)

[Cancel](#)


For assistance with this page, please contact Virtua IS Service Desk at: [ISCSC@Virtua.org](mailto:ISCSC@Virtua.org)

Once you log in to one of these systems you will be either prompted by Entrust Mobile Application on the Mobile Device or will have to open the Entrust Application on Mobile Device.

Log into Entrust Mobile App.

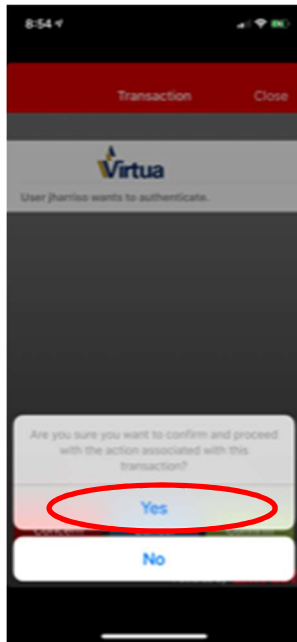


After entering password above you will receive the Entrust "Confirm" page instead of 8 digit passcode that you would normally receive via the Entrust app.




Click on "Confirm".

Click on “Yes” when the below screen appears to re-confirm you want to proceed.



This is the final Entrust screen you will receive.



Click on “Close” link in the red area. The Citrix Welcome page should be showing.